



**CONNECT AND PROTECT**

# nVent ERICO Cu-Bond Round Conductor

# Kaiwei Lightning Protection nVent ERICO Cu-Bond Round Conductor



Substation earthing riser

For decades, nVent has provided the market with high quality copper-bonded ground rods. nVent has taken that same concept in ground rods and made this into a revolutionary new grounding conductor. The nVent ERICO Cu-Bond Round Conductor is comprised of an electro-plated coating of copper deposited over a layer of nickel surrounding a steel core. This process helps ensure a long-lasting molecular bond between the copper layer and the steel.

The conductor core consists of a low-carbon steel grade for improved flexibility in the field. The copper surface of the conductor provides high conductivity and corrosion-resistance properties.

## **THEFT DETERRENT**

---

- Due to its steel core, the conductor is very difficult to cut with hand tools.
- Cu-Bond Round Conductors are also magnetic. The magnetic properties of the steel indicate to potential thieves that the materials within the conductor are of little scrap value.

## **COST EFFECTIVE**

---

- Because the copper is bonded to a steel core, the cost of the conductor is minimized by reducing the total amount of copper in the cable.

## **SUPERIOR CORROSION RESISTANCE**

---

- In comparison to other steel-based products, Cu-Bond Round Conductor provides excellent application life of typically 30-40 years in most soil conditions.

**nVent ERICO Cadweld molds and mechanical connectors, as well as straightening equipment, have been designed for use with Cu-Bond Round Conductors.**

Kaiwei Lightning Protection  
**nVent ERICO Cu-Bond Round Conductor**

**nVent ERICO Cu-Bond Round Conductor has a unique advantage of protecting against the progression of corrosion from nicks or scratches in the coating.**

- Cu-Bond Round Conductor has a minimum copper plating thickness of 10mils (254 microns) which will not crack or tear when the conductor is bent.
- Many competitive materials have thin layers of copper that will scratch to the steel surface easily.


**Cu-Bond Round Conductor is manufactured with the highest quality materials according to internationally recognized standards.**

- UL Certified to IEC® 62561-2, Requirements for Conductors and Earth Electrodes.
- Meets the requirements of IEC® 62305-3, Edition 2, for Lightning Protection.
- Materials manufactured according to ASTM 370 to confirm steel quality and ASTM 376 to verify copper thickness.
- Meets the requirements of IEC 62305-3, Edition 2, for Lightning Protection.



*Look for part numbers and compliance markings stamped directly on the conductor to ensure genuine product and high-quality standards. Beware of imitations!*

*Cu-Bond Round Conductor is marked at every meter for easy measurement during installation.*



Equipotential grounding conductor



GT Cadweld connection



# Kaiwei Lightning Protection nVent ERICO Cu-Bond Round Conductor



Lightning protection

## ABOVE-GRADE APPLICATIONS

The unique properties of nVent ERICO Cu-Bond Round Conductor make it ideal for both horizontal and vertical placement. Above grade, the conductor is well-suited as a lightning-protection conductor when applied in accordance with the IEC® 62305-3 Edition 2.0 standard.

### • **Utility**

- Distribution down-lead conductor and assemblies
- Bonding kits for substation fence or equipment ground risers back to the grid

### • **Commercial and Industrial**

- Alternative conductors to solid copper rod and tapes in grounding and lightning protection

### • **Telecom**

- Conductor for connecting equipment ground to ground grid, and riser (down-lead) conductors for tower
- Grounding conductor for data center mesh bonding

### • **Rail**

- Trackside bonding conductor and stray current conductor
- Grounding kits for trackside equipment, electrical traction power
- Substation, wayside shelters, communication antenna equipment

## BELOW-GRADE APPLICATIONS

Copper-bonded steel conductors are ideal as earthing and bonding conductors where copper theft on-site may occur. Cu-Bond is ideal for use in a variety of applications including power distribution earthing and bonding; substation earthing; commercial, industrial, and railway earthing.

### • Buried ground grid conductors and electrodes:

- Wireless telecom tower earthing
  - Utility substation earthing; power distribution and transmission earthing
  - Large scale ground mount solar farm earthing
  - Industrial facility earthing, for example, petro-chemical and mining infrastructure
  - Railway earthing
- Interconnecting grounding conductor between wind towers or grounding grid at base of wind tower



Telecom tower grounding

# Kaiwei Lightning Protection nVent ERICO Cu-Bond Round Conductor



Cu-Bond Round Conductor cross-section

## CROSS-SECTIONAL AREA

Product Code	CBSC8	CBSC10	CBSC13	CBSC14	CBSC16	CBSC18
Conductor Cross Section in mm <sup>2</sup>	50.27	78.52	138.07	158.90	199.84	243.27
Conductor Cross Section in in <sup>2</sup>	0.08	0.12	0.21	0.25	0.31	0.38

## GENERAL PRODUCT INFORMATION

Product Code	Coil Length (Meters)	Coil Length (Feet)	Coil Weight (Kg)	Coil Weight (Lbs)
CBSC8	100	328	39.0	86.6
CBSC8A	25	82	9.7	21.7
CBSC8B	50	164	19.5	43.3
CBSC10	100	328	62.7	139.4
CBSC10A	25	82	15.7	34.9
CBSC10B	50	164	31.4	69.7
CBSC13	100	328	107.6	239.0
CBSC13A	25	82	26.9	59.8
CBSC13B	50	164	53.8	119.5
CBSC14	100	328	125.0	277.7
CBSC14A	25	82	31.2	69.4
CBSC14B	50	164	62.5	138.9
CBSC16	100	328	149.6	332.5
CBSC16A	25	82	37.4	83.1
CBSC16B	50	164	74.8	166.3
CBSC18	100	328	192.2	427.0
CBSC18A	25	82	48.0	106.8
CBSC18B	50	164	96.1	213.5

## CONDUCTOR DIAMETER COMPARISON

Conductor Size	Approx Diameter (inches)	Approx Diameter (mm)
#4AWG	.235	5.97
25 mm <sup>2</sup>	.266	6.76
#2 AWG	.292	7.42
35 mm <sup>2</sup>	.301	7.65
CBSC8	.315	8.00
50 mm <sup>2</sup>	.350	8.89
1/0 AWG	.373	9.47
CBSC10	.394	10.00
2/0 AWG	.419	10.64
70 mm <sup>2</sup>	.421	10.69
3/0 AWG	.410	10.40
95 mm <sup>2</sup>	.490	12.47
CBSC13	.520	13.20
4/0 AWG	.528	13.41
CBSC14	.560	14.20
120 mm <sup>2</sup>	.560	14.22
250 MCM	.575	14.61
CBSC16	.618	15.70
150 mm <sup>2</sup>	.620	15.75
300 MCM	.629	15.98
185 mm <sup>2</sup>	.695	17.65
CBSC18	.697	17.70

## ELECTRICAL FUSING CURRENT COMPARISON (at 50–60 Hz AC Electrical Faults)

Part Number (100 meter length)	Actual Size (mm)	Copper Wire Equivalent	
		AWG	Metric Approximation
CBSC8	8.0	#4	25 mm <sup>2</sup>
CBSC10	10.0	#2	35 mm <sup>2</sup>
CBSC13	13.2	1/0	50 mm <sup>2</sup>
CBSC14	14.2	2/0	70 mm <sup>2</sup>
CBSC16	15.7	3/0	80 mm <sup>2</sup>
CBSC18	17.7	4/0	95 mm <sup>2</sup>

\*Reference only; AWG size calculations based on IEEE® 80 for copper-bonded steel rod (10mils; 254 microns). Time duration .5s, X/R=0.

Electrical equivalents to metric copper cables not listed in IEEE 80, estimations only.

## CONDUCTIVITY COMPARISON (at 50–60 Hz)

Part Number	AWG (Ω/km)	CBSC Resistance per Length Comparison <sup>†</sup>	Metric (Ω/km)	CBSC Resistance per Length Comparison <sup>†</sup>
CBSC18	1/0AWG	118.52%	50 mm <sup>2</sup>	110.82%
	2AWG	74.54%	35 mm <sup>2</sup>	77.57%
CBSC16	2AWG	102.20%	35 mm <sup>2</sup>	106.36%
	4AWG	64.27%	25 mm <sup>2</sup>	75.97%
CBSC14	2AWG	137.78%	25 mm <sup>2</sup>	102.42%
	4AWG	86.65%	16 mm <sup>2</sup>	65.55%
CBSC13	2AWG	134.46%	25 mm <sup>2</sup>	99.95%
	4AWG	84.56%	16 mm <sup>2</sup>	63.97%
CBSC10	4AWG	132.25%	16 mm <sup>2</sup>	100.05%
	6AWG	83.17%	10 mm <sup>2</sup>	62.53%
CBSC8	6AWG	107.85%	16 mm <sup>2</sup>	129.73%
	8AWG	67.83%	10 mm <sup>2</sup>	81.08%

<sup>†</sup> Resistance per unit length measurements made in mΩ/m, CBSC compared with respect to AWG/Metric. To determine the %, the following formula was used:

$$\% = \frac{\frac{R}{L_{CBSC}}}{\frac{R}{L_{AWG}}}$$

# Kaiwei Lightning Protection

## nVent ERICO Cu-Bond Round Conductor

### IEEE® 837 STANDARDS:

The IEEE 837 standard (Annex C) provides a method of calculating the fusing current for conductors. The following chart is a reference of the calculations for copper-bonded steel conductor according to the IEEE 837 standard. This information is for reference only.



Railway earthing


$$I = A \sqrt{\frac{\ln\left(\frac{K_0 + T_m}{K_0 + T_a}\right)}{\beta t_c}} \text{ in kA} \quad \beta = \frac{\alpha_r \cdot \rho_r \cdot 10^4}{TCAP}$$

Fusing Current $I_{rms}$ (kA) - IEEE® 837 Annex C							
Conductor Type Copper-bonded, Steel Core, Rod <sub>a</sub>		CBSC8	CBSC10	CBSC13	CBSC14	CBSC16	CBSC18
Conductor Cross Section in mm <sup>2</sup>	A	50.265	78.520	138.070	158.903	199.840	243.270
Initial Conductor Temperature in °C	T <sub>a</sub>	40	40	40	40	40	40
Time of Current Flow in Seconds	t <sub>c</sub>	2	2	2	2	2	2
Maximum Allowable Temperature in °C	T <sub>m</sub>	1084	1084	1084	1084	1084	1084
Thermal Coefficient of Resistivity at Reference Temperature T <sub>r</sub>	a <sub>r</sub>	0.00378	0.00378	0.00378	0.00378	0.00378	0.00378
Resistivity of the Ground Conductor at Reference Temperature T <sub>r</sub> in m&-cm	r <sub>r</sub>	8.621	8.621	8.621	8.621	8.621	8.621
1/a <sub>0</sub> or (1/a <sub>r</sub> )-T <sub>r</sub> in °C	K <sub>0</sub>	245	245	245	245	245	245
Thermal Capacity Factor in Joules/cm <sup>3</sup> /°C	TCAP	3.846	3.846	3.846	3.846	3.846	3.846
Material Conductivity (%)	%	24.5	20.4	18.8	15.9	16.3	17.7
Fusing Current Calculation	β	84.73	84.73	84.73	84.73	84.73	84.73
	I	4.79	7.48	13.16	15.15	19.05	23.19
	I <sub>90%</sub>	4.31	6.74	11.84	13.63	17.14	20.87
	I <sub>80%</sub>	3.83	5.99	10.53	12.12	15.24	18.55

# Kaiwei Lightning Protection nVent ERICO Cu-Bond Round Conductor

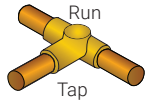
## nVent ERICO CADWELD CONDUCTOR CODES

<b>Part Number</b>	CBSC8	CBSC10	CBSC13	CBSC14	CBSC16	CBSC18
<b>Conductor Code</b>	T1	T2	T3	T4	T5	T6



### SS TYPE CONNECTIONS

Part Number	Cadweld Welding Material	Cadweld Plus Welding Material	Cadweld Connection Type	Run	Tap	Handle Clamp
SSCT1	65	65PLUSF20	SS	T1	T1	L160 or L160SM
SSCT2	90	90PLUSF20	SS	T2	T2	L160 or L160SM
SSCT3	150	150PLUSF20	SS	T3	T3	L160 or L160SM
SSCT4	200	200PLUSF20	SS	T4	T4	L160 or L160SM
SSCT5	200	200PLUSF20	SS	T5	T5	L160 or L160SM
SSCT6	250	250PLUSF20	SS	T6	T6	L160 or L160SM




### TA TYPE CONNECTIONS

Part Number	Cadweld Welding Material	Cadweld Plus Welding Material	Cadweld Connection Type	Run	Tap	Handle Clamp
TACT1	90	90PLUSF20	TA	T1	T1	L160 or L160SM
TACT2T1	115	115PLUSF20	TA	T2	T1	L160 or L160SM
TACT2	115	115PLUSF20	TA	T2	T2	L160 or L160SM
TACT3T2	150	150PLUSF20	TA	T3	T2	L160 or L160SM
TACT3	200	200PLUSF20	TA	T3	T3	L160 or L160SM
TACT4T3	200	200PLUSF20	TA	T4	T3	L160 or L160SM
TACT5T3	250	200PLUSF20	TA	T5	T3	L160 or L160SM
TACT4	200	200PLUSF20	TA	T4	T4	L160 or L160SM
TACT6T4	250	200PLUSF20	TA	T6	T4	L160 or L160SM
TACT5	250	250PLUSF20	TA	T5	T5	L160 or L160SM
TACT6T5	250	250PLUSF20	TA	T6	T5	L160 or L160SM
TACT6	2 X 150	300PLUSF20	TA	T6	T6	L160 or L160SM

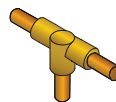


TA nVent ERICO Cadweld connection



### XA TYPE CONNECTIONS

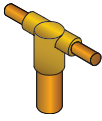
Part Number	Cadweld Welding Material	Cadweld Plus Welding Material	Cadweld Connection Type	Run	Tap	Handle Clamp
XACT1	115	115PLUSF20	XA	T1	T1	L160 or L160SM
XACT2T1	150	150PLUSF20	XA	T2	T1	L160 or L160SM
XACT2	150	150PLUSF20	XA	T2	T2	L160 or L160SM
XACT3T1	250	250PLUSF20	XA	T3	T1	L160 or L160SM
XACT3T2	250	250PLUSF20	XA	T3	T2	L160 or L160SM
XACT3	250	250PLUSF20	XA	T3	T3	L160 or L160SM
XACT4T2	250	250PLUSF20	XA	T4	T2	L160 or L160SM
XACT4T3	250	250PLUSF20	XA	T4	T3	L160 or L160SM
XACT4	250	250PLUSF20	XA	T4	T4	L160 or L160SM
XADT5T2	2 x 200	400PLUSF20	XA	T5	T2	L159 or L159SM
XADT5T3	2 x 200	400PLUSF20	XA	T5	T3	L159 or L159SM
XADT5	500	500PLUSF20	XA	T5	T5	L159 or L159SM
XADT6T4	500	500PLUSF20	XA	T6	T4	L159 or L159SM
XADT6T5	500	500PLUSF20	XA	T6	T5	L159 or L159SM
XADT6	500	500PLUSF20	XA	T6	T6	L159 or L159SM



### TV TYPE CONNECTIONS

Part Number	Cadweld Welding Material	Cadweld Plus Welding Material	Cadweld Connection Type	Run	Tap	Handle Clamp
TVCT1	115	115PLUSF20	TV	T1	T1	L160
TVCT2	150	150PLUSF20	TV	T2	T2	L160
TVCT3	200	200PLUSF20	TV	T3	T3	L160


# Kaiwei Lightning Protection nVent ERICO Cu-Bond Round Conductor



## GT TYPE CONNECTIONS

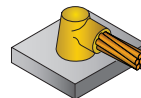
Part Number	Cadweld Welding Material	Cadweld Plus Welding Material	Cadweld Connection Type	Run	Tap	Handle Clamp
GTC14T1	115	115PLUSF20	GT	14	T1	L160 or L160SM
GTC14T2	150	150PLUSF20	GT	14	T2	L160 or L160SM
GTC14T3	250	250PLUSF20	GT	14	T3	L160 or L160SM
GTC14T4	250	250PLUSF20	GT	14	T4	L160 or L160SM
GTC14T5	2 X 150	300PLUSF20	GT	14	T5	L160 or L160SM
GTC14T6	2 X 150	300PLUSF20	GT	14	T6	L160 or L160SM
GTC16T1	115	115PLUSF20	GT	16	T1	L160 or L160SM
GTC16T2	150	150PLUSF20	GT	16	T2	L160 or L160SM
GTC16T3	250	250PLUSF20	GT	16	T3	L160 or L160SM
GTC16T4	250	250PLUSF20	GT	16	T4	L160 or L160SM
GTC16T5	2 X 150	300PLUSF20	GT	16	T5	L160 or L160SM
GTC16T6	2 X 150	300PLUSF20	GT	16	T6	L160 or L160SM
GTC18T1	115	115PLUSF20	GT	18	T1	L160 or L160SM
GTC18T2	150	150PLUSF20	GT	18	T2	L160 or L160SM
GTC18T3	250	250PLUSF20	GT	18	T3	L160 or L160SM
GTC18T4	250	250PLUSF20	GT	18	T4	L160 or L160SM
GTC18T5	2 X 150	300PLUSF20	GT	18	T5	L160 or L160SM
GTC18T6	2 X 150	300PLUSF20	GT	18	T6	L160 or L160SM

14 = 1/2" (12.8 mm) copper-bonded ground rod, 16 = nominal 5/8" (14.3 mm) copper-bonded ground rod, 18 = nominal 3/4" (17.3 mm) copper-bonded ground rod



## XB TYPE CONNECTIONS

Part Number	Cadweld Welding Material	Cadweld Plus Welding Material	Cadweld Connection Type	Run	Tap	Handle Clamp
XB3T1T1	250	250PLUSF20	XB	T1	T1	L163
XB3T2T1	2X 150	300PLUSF20	XB	T2	T1	L163
XB3T2T2	2X 150	300PLUSF20	XB	T2	T2	L163
XB4T3T1	2 X 200	400PLUSF20	XB	T3	T1	L164
XB4T3T2	2 X 200	400PLUSF20	XB	T3	T2	L164
XB4T3T3	2 X 200	400PLUSF20	XB	T3	T3	L164
XB4T4T2	500	500PLUSF20	XB	T4	T2	L164
XB4T4T3	500	500PLUSF20	XB	T4	T3	L164
XB4T4T4	500	500PLUSF20	XB	T4	T4	L164
XB4T5T2	500	500PLUSF20	XB	T5	T2	L164
XB4T5T3	500	500PLUSF20	XB	T5	T3	L164
XB4T5T5	500	500PLUSF20	XB	T5	T5	L164
XB4T6T4	3 X 200	600PLUSF20	XB	T6	T4	L164
XB4T6T5	3 X 200	600PLUSF20	XB	T6	T5	L164
XB4T6T6	3 X 200	600PLUSF20	XB	T6	T6	L164



## HS TYPE CONNECTIONS

Part Number	Cadweld Welding Material	Cadweld Plus Welding Material	Cadweld Connection Type	Tap	Handle Clamp
HSCT1	90	90PLUSF20	HS	T1	L160
HSCT2	115	115PLUSF20	HS	T2	L160
HSCT3	150	150PLUSF20	HS	T3	L160

Please contact your nVent Customer Service Representative for other Cadweld configurations or visit [Cadweld.com](http://Cadweld.com).

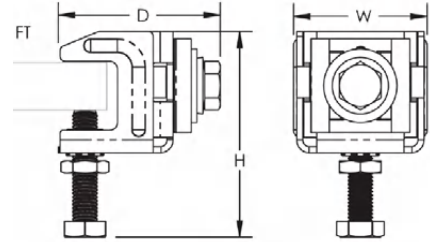


# nVent ERICO Cu-Bond Round Conductor Accessories

## Connectors and Splicers

### BEAM-BONDING CLAMP

- Clamp for bonding solid round conductor such as nVent ERICO Cu-Bond Round Conductor to flat metal objects such as I-beams, angle irons and channel irons
- For use with copper-bonded, copper, or stainless steel solid conductors

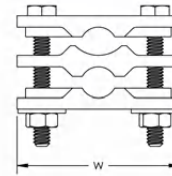


Material: Stainless Steel 316

Part Number	Width W	Height H	Depth D	Flange Thickness FT	Cu-Bond Conductor	Unit Weight	Complies With
SBCS0810	2.17" / 55 mm	3.35" / 85 mm	2.76" / 70 mm	1/4"-1" / 6-25 mm	CBSC8, CBSC10	0.61 lb / 0.277 kg	IEC® 62561-4
SBCS1314	2.17" / 55 mm	3.54" / 90 mm	2.76" / 70 mm	1/4"-1" / 6-25 mm	CBSC13, CBSC14	0.61 lb / 0.277 kg	IEC® 62561-4

### UNIVERSAL CLAMP

- For parallel connections of Cu-Bond Round Conductor

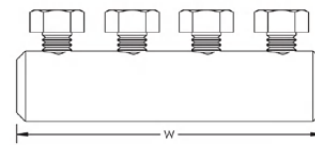


Material: Brass

Part Number	Depth D	Width W	Cu-Bond Conductor	Unit Weight	Complies With
LPC466B	1 1/4" / 31.7 mm	2 1/2" / 63.5 mm	CBSC10, CBSC13	0.615 lb / 0.279 kg	IEC 62561-1

### IN-LINE CABLE CONNECTOR

- Cable splicer with four bolts for pressure on each cable
- LPC513 is compatible with Round Conductors

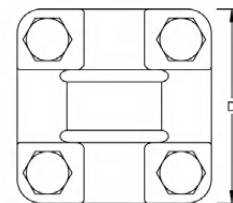


Material: Copper

Part Number	Diameter 1 O1	Diameter O2	Width W	Cu-Bond Conductor	Unit Weight	Complies With
LPC513	3/4" / 19.1 mm	0.563" / 14.3 mm	3 1/4" / 82.55 mm	CBSC8, CBSC10, CBSC13	0.37 lb / 0.168 kg	IEC 62561-1

### CROSS-RUN CABLE CONNECTORS

- Can be used as a cross-run cable connector
- Four bolts for positive bolt-tension grip on cables
- For use with Cu-Bond Round Conductors



Material: Brass

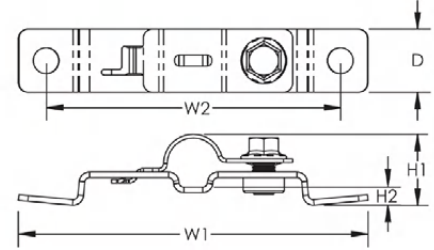
Part Number	Depth D	Width W	Height H	Cu-Bond Conductor	Unit Weight	Complies With
LPC595NB	2" / 50.8 mm	2" / 50.8 mm	1" / 25.4 mm	CBSC8, CBSC10	0.62 lb / 0.281 kg	IEC 62561-1
LPC595NB13	2" / 50.8 mm	2" / 50.8 mm	1 1/4" / 31.75 mm	CBSC13	0.62 lb / 0.281 kg	IEC 62561-1

# nVent ERICO Cu-Bond Round Conductor Accessories

## Positioning Devices

### FLUSH-MOUNT POSITIONER

- Flush-mount positioning clamps for use with solid round conductors, including Cu-Bond Round Conductor
- For use with copper-bonded, copper, or stainless steel solid conductors

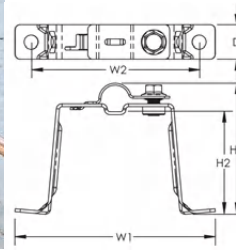


Material: Stainless Steel 18-8; Stainless Steel 316

Part Number	Width 1 W1	Width 2 W2	Height 1 H1	Height 2 H2	Depth D	Cu-Bond Conductor	Unit Weight	Complies With
CSS0810000	3.74" / 95 mm	3.15" / 80 mm	0.79" / 20 mm	0.2" / 5 mm	0.67" / 17 mm	CBSC8, CBSC10	0.2 kg / 0.009 kg	IEC 62561-4
CSS1314000	3.74" / 95 mm	3.15" / 80 mm	0.79" / 20 mm	0.2" / 5 mm	0.67" / 17 mm	CBSC13, CBSC14	0.2 kg / 0.009 kg	IEC 62561-4
CSS1618000	3.15" / 80 mm	3.15" / 80 mm	0.98" / 25 mm	0.2" / 5 mm	0.67" / 17 mm	CBSC16, CBSC18	0.2 kg / 0.009 kg	IEC 62561-4

### 50 MM OFFSET POSITIONER

- Positioning clamps with 50 mm (1.97") offset for use with solid round conductors, including Cu-Bond Round Conductor
- For use with copper-bonded, copper, or stainless steel solid conductors

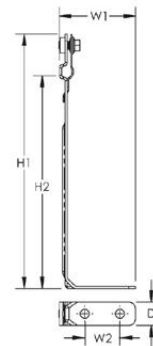


Material: Stainless Steel 18-8; Stainless Steel 316

Part Number	Width 1 W1	Width 2 W2	Height 1 H1	Height 2 H2	Depth D	Cu-Bond Conductor	Unit Weight	Complies With
CSS0810050	3.94" / 100 mm	3.15" / 80 mm	2.56" / 65 mm	1.97" / 50 mm	0.67" / 17 mm	CBSC10, CBSC8	0.24 lb / 0.011 kg	IEC 62561-4
CSS1314050	3.94" / 100 mm	3.15" / 80 mm	2.56" / 65 mm	1.97" / 50 mm	0.67" / 17 mm	CBSC13, CBSC14	0.24 lb / 0.011 kg	IEC 62561-4
CSS1618050	3.94" / 100 mm	3.15" / 80 mm	2.75" / 70 mm	1.97" / 50 mm	0.67" / 17 mm	CBSC16, CBSC18	0.24 lb / 0.011 kg	IEC 62561-4

### 150 MM OFFSET POSITIONER

- Positioning clamps with 150 mm (5.9") offset for use with solid round conductors, including Cu-Bond Round Conductor
- For use with copper-bonded, copper, or stainless steel solid conductors
- Ideal for use in positioning solid round conductor in a horizontal orientation, such as on a roof or parapet



Material: Stainless Steel 18-8; Stainless Steel 316

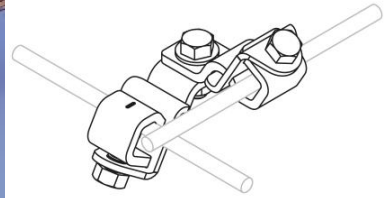
Part Number	Width 1 W1	Width 2 W2	Height 1 H1	Height 2 H2	Depth D	Cu-Bond Conductor	Unit Weight	Complies With
CSS0810150	2.17" / 55 mm	1" / 25 mm	7.28" / 185 mm	5.9" / 150 mm	0.67" / 17 mm	CBSC10, CBSC8	0.29 kg / 0.013 mm	IEC 62561-4
CSS1314150	2.17" / 55 mm	1" / 25 mm	7.28" / 185 mm	5.9" / 150 mm	0.67" / 17 mm	CBSC13, CBSC14	0.29 kg / 0.013 mm	IEC 62561-4

# nVent ERICO Cu-Bond Round Conductor Accessories

## Bonding Lugs

### MESH BONDING NETWORK CONNECTOR

- Allows for fast, simple and economical field connection of grounding and bonding wires
- Heavy-duty clamps with stainless steel hardware are suitable for direct burial
- Can accommodate additional pigtails that can be used to connect to building steel and equipment
- Can be combined with Universal Pedestal Clamp for bonding to various pedestal sizes for mesh bonding networks

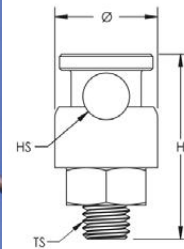


Material: Copper; Stainless Steel 304

Part Number	Cu-Bond Conductor	Complies With
MBNC240	CBSC8, CBSC10, CBSC13	IEC 62561-1

### GROUNDING BUSBAR CONNECTOR

- Used to connect Cu-Bond Round Conductor to grounding busbars



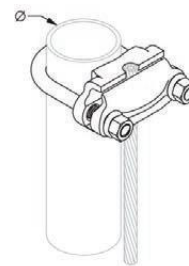
Material: Copper Alloy; Stainless Steel 18-8 / Finish: Tinned

Part Number	Height H	Diameter Ø	Hole Size HS	Thread Size TS	Cu-Bond Conductor	Complies With
BCR8T	1.56" / 39.5 mm	0.79" / 20 mm	0.37" / 9.5 mm	M10	CBSC8	IEC 62561-1

## Fence and Gate Clamps

### FENCE CLAMP

- Theft-deterrent appearance
- Stainless steel hardware included
- Tin plating minimizes the risk of corrosion
- The clamp accepts the conductor either in parallel or at right angles to the pipe



Material: Bronze; Stainless Steel 304 / Finish: Tinned

Part Number	Article Number	Fence Post Size, Nominal	Fence Post Outside Diameter, Actual Ø	Cu-Bond Conductor	Complies With
FC075	198403	2"	2.38" / 60 mm	CBSC8	IEC 62561-1
FC076	198404	2"	2.38" / 60 mm	CBSC10, CBSC13	IEC 62561-1